

# Flo-Lock Positioners Overview

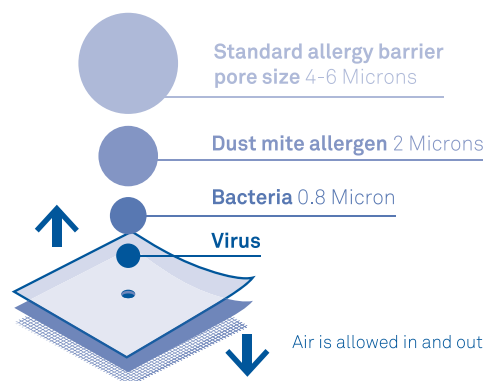
# SleepAngel®

Contaminated soft surfaces (pillows, mattresses, etc.) largely contribute to the spread of hospital-acquired infections (HAIs), threatening the safety of patients and caregivers. Soft surfaces with PneumaPure® filter technology provide a reliable barrier against microbial contamination, enhancing safety in healthcare environments.



## Flo-Lock positioners features

- Patented PneumaPure® filter technology allows airflow while blocking pathogens such as MRSA, C. diff, E. coli, coronavirus, and more.
- The hermetically sealed, waterproof exterior prevents pathogen ingress and makes soft surfaces easy to clean, with no laundry needed.
- The Flo-Lock positioner automatically contours to the patient's body, redistributes pressure over a larger surface area, offloads heels and sacrum, and eliminates the need for additional SKUs.



PneumaPure® Filter technology

## Addressing following concerns

Infection Control

Safe Patient Handling

Pressure Injury Prevention

Patient Turning & Repositioning

Patient Proning

Microclimate Compatibility

“

*Patient positioning involves properly maintaining a patient's neutral body alignment by preventing hyperextension and extreme lateral rotation to prevent complications of immobility and injury.*

# Flo-Lock Positioner Features

SleepAngel®

The Flo-Lock positioner uses self-molding technology to offload bony prominences, promote neutral alignment, and stabilize the patient.

## Flo-Lock self-molding technology

- Automatically molds to patient's body through 3D macro-contouring
- Maintains therapeutic positioning
- Contours to mattress for patient stability
- Redistributes pressure to offload bony prominences and promote neutral body alignment

## Product benefits

- 100% heel suspension
- Sacral offloading in supine position
- Patented Self-Molding Technology
- Reduced cross contamination
- Compatibility across all surfaces
- Heat and moisture control

The Flo-Lock System is a cost-effective replacement for heel protection boots, mattress overlays, boosting sheets, fluidized positioner pillows, and more.



Side-Lying



Supine



Prone

## Inspection and cleaning

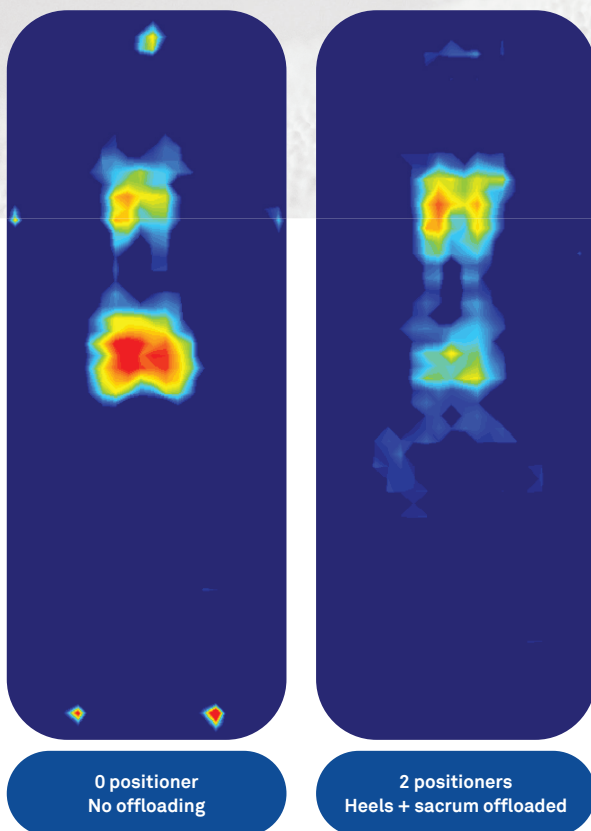
Iodine and blood stains can be removed with a hospital-approved stain remover. To disinfect, wipe the Flo-Lock positioner casing with a hospital-approved disinfectant. After the disinfection, the positioner should be wiped down using a clean moist cloth.

See more about detailed cleaning instructions:



## Focus on Tissue Viability

# SleepAngel®



### Reducing pressure injuries

Pressure injuries present a significant challenge to healthcare facilities, particularly in the OR and ICU, where patients are immobile for extended periods of time. The areas of the body most susceptible to pressure injuries are heels, greater trochanter, sacrum, and occiput.

The Flo-Lock positioner is designed to address both pressure injury prevention, infection control, and patient turning & repositioning.



### The Flo-Lock filling material

Composed of durable beads, offers exceptional heat and moisture regulation, remarkable lightness, and unparalleled adaptability. Its superior pressure distribution makes it an ideal choice for positioners, particularly suited for long-term patients.

“

*Out of 587 evaluations, 87% of nurses said they would recommend continued use of the Flo-Lock positioners.*

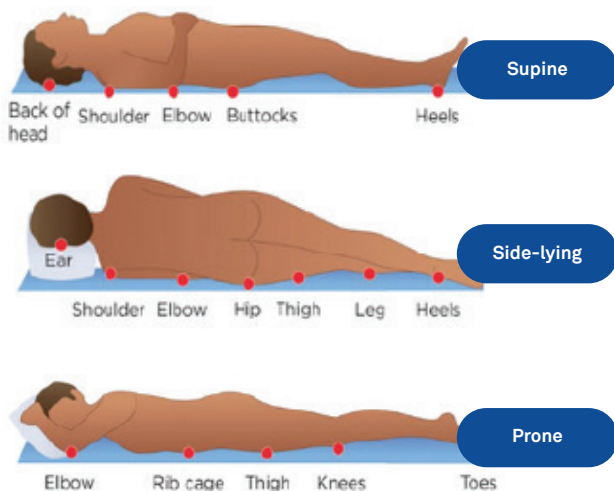
# Flo-Lock Facility Guide

SleepAngel®

Please follow the Flo-Lock user manual for the best patient positioning.

## Bony Prominences

Patient focus areas to consider when positioning.



## Additional Considerations

- Recommended for single patient use
- **Do not stuff** positioner under patient, pull and tuck under the patient so their body weight holds the pillow in place
- Do not transfer positioner with the patient
- Cleaning and disinfecting - wipe down positioner when cleaning room and other pillows
- Label positioners with unit name i.e., MSICU, 3 East



**Sacrum 1:** Roll patient onto their side



**Sacrum 2:** Place positioner next to patient's spine at shoulder level



**Sacrum 3:** Lay patient's back against the side of the positioner



**Heels:** Place positioner so only the patient's heels are offloaded



# Flo-Lock Case Studies



Spry Therapeutics, the U.S. partner of Gabriel Scientific, conducted case studies on Flo-Lock. The evaluations showed that over 94% of the 500+ surveyed nurses across various healthcare settings approved the conversion to Flo-Lock positioner. This strong consensus highlights the perceived benefits and effectiveness of Flo-Lock positioner over current heel boots or foam heel dressings in enhancing patient care and comfort.

## Case Study #1

A university medical center MICU implemented a pressure injury prevention program as part of a Magnet study initiative. The facility achieved a **70% decrease in pressure injuries** in 2023 and represents **approx. \$2.5M** in savings per annum.

## Case Study #2

A Level 1 Trauma Center HVICU improved patient outcomes and cost savings by removing heel boots and heel dressings. They experienced **zero heel injuries in 120 days of use**. The facility also implemented a performance improvement Six Sigma initiative.

## Case Study #3

A tertiary care hospital of 520 beds achieved a **65% decrease in pressure injuries** house-wide as part of a nursing compliance and cost savings initiative. They adopted a proactive approach by replacing traditional heel boots and heel dressings with house-wide use of Flo-Lock positioners.

## Case Study #4

A Level 1 Trauma Center with 2,050 beds implemented a system-wide pressure injury prevention program. It resulted in a **60% decrease** in ICUs and a **35% decrease** in med-surg and progressive care units.

PneumaPure® filter technology is certified as Class I Medical Device in the EU, registered Class I Medical Device with the FDA, approved and registered with the SFDA.

# Positioning With Flo-Lock

The Flo-Lock positioner uses self-molding technology to offload bony prominences, promote neutral alignment, and stabilize the patient. Below are some examples of how Flo-Lock positioners can be used, though they offer many versatile applications.

# SleepAngel®



# Flo-Lock Product Range

**SleepAngel®**

Name	SKU	Technical name	Size (cm)	Filling
<b>Flo-Lock XS</b>	3018044	MP 22x35 RoyalB PU/PA 1F MBeads 50g R Universal XS	22x35	Beads
<b>Flo-Lock S</b>	3018043	MP 30x40 RoyalB PU/PA 1F MBeads 125g R Universal S	30x40	Beads
<b>Flo-Lock M</b>	3018042	MP 40x60 RoyalB PU/PA 1F MBeads 350g R Universal M	40x60	Beads
<b>Flo-Lock L</b>	3018065	MP 50x70 RoyalB PU/PA 1F MBeads 600g R Universal L	50x70	Beads
<b>Flo-Lock Half moon</b>	3018038	MP 128x30 RoyalB PU/PA 2F MBeads 900g R Half moon	128x30	Beads
<b>Flo-Lock Cylindrical</b>	3018041	MP 17x70 RoyalB PU/PA 1F MBeads 290g R Cylindrical	17x70	Beads
<b>Flo-Lock Decubitus</b>	3018037	MP 186x35 RoyalB PU/PA 2F MBeads 1110g R Decubitus	186x35	Beads
<b>Flo-Lock Delta</b>	3018039	MP 60x30 RoyalB PU/PA 1F MBeads 715g R Delta	60x30	Beads
<b>Flo-Lock Semi Fawler</b>	3018040	MP 70x47 RoyalB PU/PA 1F MBeads 660g R Semi fawler	70x47	Beads

# Effective pressure injury prevention

Flo-Lock provides a reliable solution to prevent pressure injuries by offering superior pressure redistribution and support.

Flo-Lock Self-Molding Technology™ automatically contours to the patient's body shape to help maintain therapeutic positioning.

The positioner includes PneumaPure® filter technology to prevent cross-contamination.

## Flo-Lock product benefits

- Comprehensive Care: Supports pressure injury prevention, infection control, and patient turning & repositioning, ensuring safer and more effective care.
- Versatile Applications: Suitable for a wide range of monofunctional positioning products, including heel protectors, mattress overlays, boosting sheets, and fluidized positioners.
- Sustainable Maintenance: Enables efficient cleaning and disinfection protocols, promoting hygiene while reducing resource use.
- Enhanced Efficiency: Helps reduce patient hospital days by improving outcomes and streamlining patient care processes.

# SleepAngel®



## For supine positioning

- Offloads occiput, sacrum, and heels
- Maintains skin integrity
- Promotes neutral spine and limb alignment
- Allows for customized positioning

## For turning & side lying

- Improves caregiver safety
- Maintains therapeutic positioning
- Allows for pressure redistribution
- Promotes neutral body alignment
- Allows for customized turning and positioning



## Contact

SleepAngel Medical is produced  
by Gabriel Scientific

 [www.sleepangel-medical.com](http://www.sleepangel-medical.com)

 [info@sleepangel-medical.com](mailto:info@sleepangel-medical.com)



## Device Location

SleepAngel®

